




OPX



DESCRIPTION







The OPX range includes thermal oil heaters with three flue gas passes, single pass furnace and flue gas outlet to the rear. It is designed with low thermal loads and high oil speed to eliminate any oil cracking risk, offering a high reliability against the risks of overheating even in cases of oil circulation interruptions.

FEATURES

-  **Design pressure: 10 bar**
-  **Heat output: 116 ÷ 9302 kW**
-  **Efficiency: > 86,0 %**

For higher or lower pressures see our commercial department

ADVANTAGES

-  **Advanced management technology**
The boiler can be equipped with programmable logic technology that allows complete compatibility with any data acquisition system, also allowing the adjustment of parameters through the display.
-  **Reliability and durability**
Maximum reliability and durability guaranteed through design with low surface heat losses.
-  **Configurable to specific requirements**
A wide range of optional accessories are available to customize the product to meet specific requirements.
-  **Efficiency at all costs**
Integrated solutions for increased performance and efficiency through flue gas heat recovery fully integrated into the structure of the boiler.
-  **Maximum security**
The generator has been designed in accordance with the strictest international safety regulations in force.
-  **Easy, fast and safe installation**
The installation is very easy; you just need to connect the system to the electric, hydraulic, steam and discharge lines.

Thermal oil heat boiler

MODELS



OPX



OPX REC

AVAILABLE CERTIFICATIONS



RECOMMENDED TECHNOLOGIES



- ⊕ Paper industry
- ⊕ Food and beverage industry
- ⊕ Manufacturing industry

- ⊕ Heavy industry
- ⊕ Petrochemical industry

OPX

Thermal oil heater in 3 pass configuration with single pass combustion chamber and flue gas outlet in the rear. It is designed with low thermal loads and high oil speed to eliminate any oil cracking risk, offering a high reliability against the risks of overheating even in cases of oil circulation interruptions.

Design pressure: **10 bar**

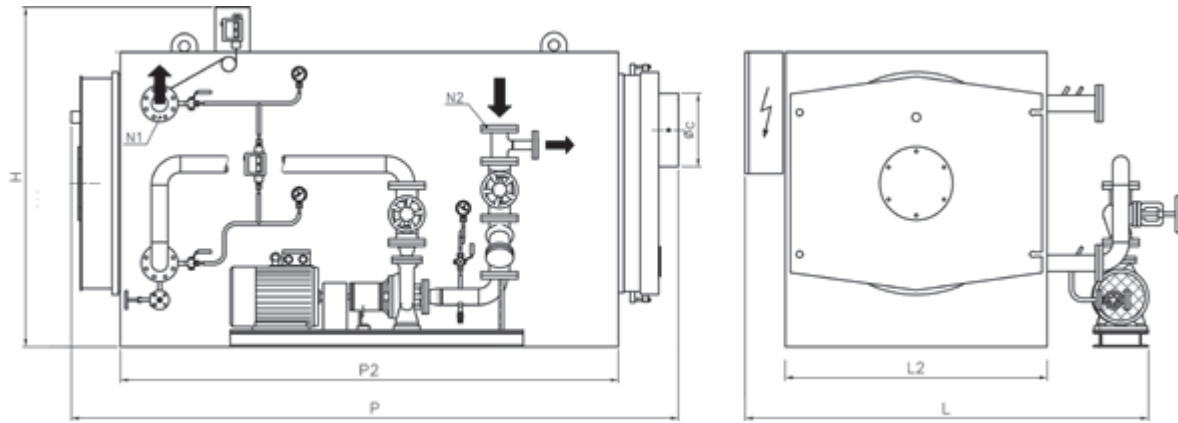
Heat output: **116 ÷ 9302 kW**

Efficiency: **> 86,0 %**



TECHNICAL DATA

Model	Heat Output	Flow thermal	Oil side pressure drop	TS max. operating temperature	Total volume oil	Flue gas pressure drop	Gas consumption	Diesel fuel consumption	Nafta consumption	Empty weight
OPX	kW	kW	mbar	°C	lt	mbar	Nm3/h	kg/h	kg/h	kg
100	116	137	1440	290	33	0,5	14,0	11,6	12,2	600
200	233	270	1700	290	75	1,0	27,6	22,7	23,9	870
300	349	405	1940	290	118	1,5	41,4	34,1	35,9	1150
400	465	541	1000	290	206	2,0	55,4	45,6	47,9	1500
500	581	676	1840	290	243	4,0	69,2	57,0	59,9	1650
600	698	810	1600	290	195	3,5	83,0	68,3	71,9	1750
800	930	1081	1200	290	274	4,0	110,7	91,2	95,9	2200
1000	1163	1351	1680	290	444	3,5	138,3	113,9	119,8	2650
1200	1395	1622	1000	290	657	4,0	166,1	136,8	143,8	3750
1500	1744	2028	1700	290	673	5,0	207,6	171,0	179,8	3800
2000	2326	2707	1600	290	1350	4,0	277,1	228,2	240,0	8700
2500	2907	3380	1300	290	1600	7,5	346,1	285,0	299,7	9800
3000	3488	4050	1800	290	1520	6,5	414,6	341,5	359,1	10500
4000	4651	5410	2000	290	2300	8,5	553,9	456,2	479,7	13500
5000	5814	6760	1900	290	2500	9,0	692,1	570,0	599,4	15000
6000	6977	8100	2000	290	2800	8,5	829,3	682,9	718,1	19500
8000	9302	10820	2900	290	3650	18,0	1107,7	912,3	959,3	26000



DIMENSIONS

Model	H	L	L2	P	P2	ØC	N1	N2
OPX	mm	mm	mm	mm	mm	mm	DN/in	DN/in
100	1150	1330	850	1540	1040	200	40	40
200	1400	1510	1000	1780	1250	250	40	40
300	1600	1730	1200	1805	1275	250	50	50
400	1650	1790	1250	2070	1540	300	50	50
500	1645	1765	1255	2315	1775	350	65	65
600	1695	1885	1320	2390	1850	350	65	65
800	1725	1910	1350	2940	2440	350	65	65
1000	1805	1985	1430	3050	2720	400	80	80
1200	1915	2180	1560	3500	3170	450	100	100
1500	2050	2300	1650	3900	3300	500	100	100
2000	2700	2700	2100	4625	3925	550	125	125
2500	2900	2900	2200	5410	4775	600	125	125
3000	2850	3000	2300	5750	4850	600	150	150
4000	3300	3300	2500	6200	5500	650	150	150
5000	3800	3450	2800	6300	5600	700	200	200
6000	3800	3600	2800	7050	6350	800	200	200
8000	3800	3750	2800	7300	6600	850	200	200

STEAM

SUPER-HEATED WATER

THERMAL OIL

HOT WATER

ACCESSORIES

SYSTEM LAYOUTS

STANDARD EQUIPMENT

- 2 input output connections complete with counter flanges
- 1 boiler drain valve
- 2 oil input output pressure gauges complete with steel shut-off valves
- 1 liquid expansion safety thermostat with manual reset
- 1 safety differential pressure switch for boiler oil circulation, complete with steel valves
- 1 oil flow temperature probe
- 1 oil return temperature probe
- 1 flue gas sensor

Oil circulation unit including:

- electric pump coupled directly to an electric motor with joint, cast iron body, steel shaft with self-cooled mechanical seal, positioned on support
- 2 cast iron globe valves with sealing metal bellows, mounted on suction and flow
- 1 nodular cast iron filter mounted on pump suction
- 1 pressure gauge with steel shut-off valves
- 2 stainless steel expansion compensators mounted on pump suction and flow (models > OPX / OPX REC 3000)

Boiler control panel, IP 55 400V/3 +N/ 50Hz

PRODUCT CODES

Model	Code
OPX 100	87110100
OPX 200	87110200
OPX 300	87110300
OPX 400	87110400
OPX 500	87110500
OPX 600	87110600
OPX 800	87110800
OPX 1000	87111000
OPX 1200	87111200
OPX 1500	87111500
OPX 2000	87112000
OPX 2500	87112500
OPX 3000	87113001
OPX 4000	87114001
OPX 5000	87115001
OPX 6000	87116001
OPX 8000	87118001

OPX REC

The OPX REC model is provided with a combustion air pre-heater installed towards the rear of the boiler in order to form a single body.



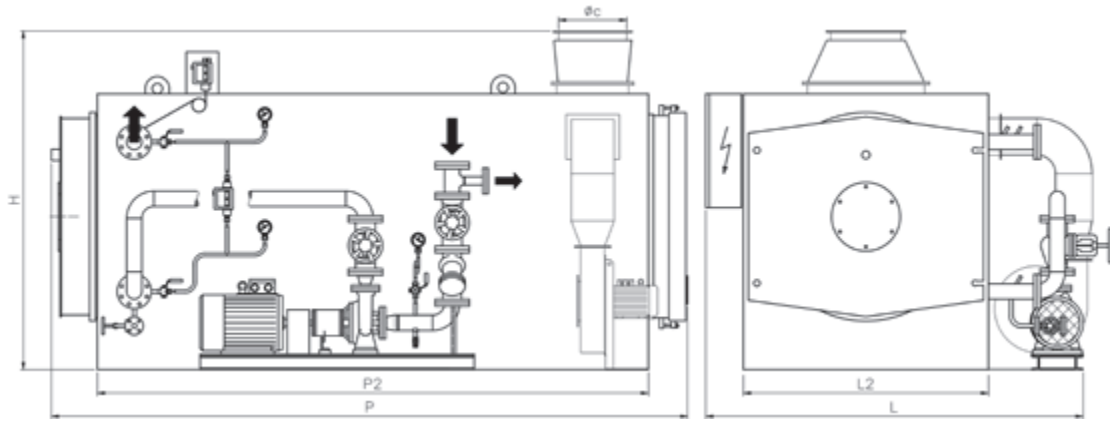
Design pressure: **10 bar**

Heat output: **1163 ÷ 9302 kW**

Efficiency: **> 91,0 %**

TECHNICAL DATA

Model	Heat Output	Flow thermal	Oil side pressure drop	TS max. operating temperature	Total volume oil	Flue gas pressure drop	Gas consumption	Diesel fuel consumption	Nafta consumption	Empty weight
OPX REC	kW	kW	mbar	°C	lt	mbar	Nm3/h	kg/h	kg/h	kg
1000	1163	1277	1680	290	460	5,5	130,7	107,6	113,2	3500
1200	1395	1533	1000	290	680	6,0	156,9	129,2	135,9	4800
1500	1744	1916	1700	290	700	7,5	196,2	161,6	169,9	5000
2000	2326	2555	1600	290	1350	8,0	261,5	215,4	226,5	9500
2500	2907	3194	1300	290	1600	9,0	327,0	269,3	283,2	10500
3000	3488	3833	1800	290	1520	10,0	392,4	323,1	339,8	11500
4000	4651	5110	2000	290	2300	12,0	523,2	430,9	453,1	14300
5000	5814	6388	1900	290	2500	15,0	654,0	538,6	566,4	16300
6000	6977	7666	2000	290	2800	18,0	784,9	646,4	679,7	21000
8000	9302	10222	2900	290	3650	19,0	1046,5	861,9	906,3	28000



DIMENSIONS

Model	H	L	L2	P	P2	ØC	N1	N2
OPX REC	mm	mm	mm	mm	mm	mm	DN/in	DN/in
1000	2000	2150	1430	3800	3420	400	80	80
1200	2120	2300	1560	4300	3870	450	100	100
1500	2250	2500	1650	4600	4000	500	100	100
2000	2700	2700	2100	4700	4628	550	125	125
2500	2900	2900	2200	5200	4976	600	125	125
3000	2850	3000	2300	5600	5394	600	150	150
4000	3300	3300	2500	6350	6152	650	150	150
5000	3800	3450	2800	7000	6278	700	200	200
6000	3800	3600	2800	7750	7028	800	200	200
8000	3800	3750	2800	8000	7278	850	200	200

STEAM

SUPER-HEATED WATER

THERMAL OIL

HOT WATER

ACCESSORIES

SYSTEM LAYOUTS

STANDARD EQUIPMENT

- 2 input output connections complete with counter flanges
- 1 boiler drain valve
- 2 oil input output pressure gauges complete with steel shut-off valves
- 1 liquid expansion safety thermostat with manual reset
- 1 safety differential pressure switch for boiler oil circulation, complete with steel valves
- 1 oil flow temperature probe
- 1 oil return temperature probe
- 1 flue gas sensor

Oil circulation unit including:

- electric pump coupled directly to an electric motor with joint, cast iron body, steel shaft with self-cooled mechanical seal, positioned on support
- 2 cast iron globe valves with sealing metal bellows, mounted on suction and flow
- 1 nodular cast iron filter mounted on pump suction
- 1 pressure gauge with steel shut-off valves
- 2 stainless steel expansion compensators mounted on pump suction and flow (models > OPX / OPX REC 3000)

Boiler control panel, IP 55 400V/3 +N/ 50Hz

PRODUCT CODES

Model	Code
OPX 1000 REC	87111001
OPX 1200 REC	87111201
OPX 1500 REC	87111501
OPX 2000 REC	87112001
OPX 2500 REC	87112501
OPX 3000 REC	87113000
OPX 4000 REC	87114000
OPX 5000 REC	87115000
OPX 6000 REC	87116000
OPX 8000 REC	87118000

ACCESSORIES AVAILABLE FOR THE RANGE

Code	Description	OPX	OPX REC
See section	PMX reserve oil circulation unit	■	■

COMPONENTS FOR HEATING PLANT ROOM COMPATIBLE WITH THE RANGE



EVX
Indirect steam boiler



VEO
Thermal oil expansion vessel



STORAGE TANK
Thermal oil